

The collaboration of family members and visitors is key for the care of our patients.

Remember that every person entering the intensive care unit (ICU) is a potential source of infection for our patients.

We kindly ask you report any behavior failing to comply with the rules described in this leaflet.

Your help is extremely important and will allow us to create a safer environment for our patients.

For further information please contact the ICU clinical staff.

Thank you.



Visiting hours

1-2 pm and 6-7 pm: two visitors at a time are allowed (taking turns is not permitted).

For further information:

IRCCS SMETT
Via E. Tricomi, 5
90127 Palermo, Italy

Telephone: + 39 091 2192111
Fax: + 39 091 2192400
mail@ismett.edu
www.ismett.edu



Accredited by Joint Commission International

INTENSIVE CARE UNIT VISITING RULES

1 Handwashing



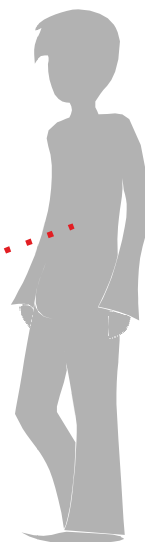
If performed in a prompt and scrupulous manner, handwashing is the simplest and most effective measure to prevent the transmission of germs.

People and hospital surfaces can be sources of contamination.

Handwashing with water and soap must last at least 40-60 seconds.

Use the disinfectant gel for no less than 20 seconds before putting on your gloves and scrubs, and then again before you exit the patient's room.

The disinfecting gel is available at the entrance of the unit.



2 Overcoats and purses



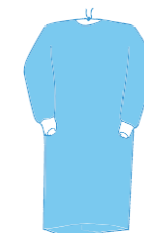
Do not introduce overcoats and personal belongings in the ICU. Store your personal belongings, purses and overcoats in the lockers located at the entrance of the ICU, to avoid placing them on the patient's bed or on the floor.

3 Use of mobile phones



Please do not use your mobile phone in the ICU as it could interfere with medical devices, cause sleep disturbance to other patients, and be a source of germ transmission.

4 Disposable scrubs



Put on the disposable scrubs that are available upon entering the ICU, and tie them around your waist and neck. Discard it in the waste container before leaving the room, and wash your hands with water and soap or gel disinfectant.

5 Isolation



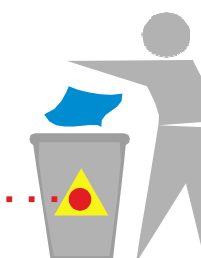
This is an additional measure beside handwashing to prevent cross contamination, through clothing of some types of germs for which some antibiotics are not effective.

A colored sign posted at the entrance of your family member's room will remind you to also wear gloves in addition to scrubs and, only in some cases, a surgical mask.

Remove the scrubs, gloves and mask before leaving the room, and discard them in the containers labeled with biological hazard symbol.



BIOLOGICAL HAZARD



Remember to wash your hands with water and soap or disinfectant gel.

For further information please contact our medical and nursing staff.